



2026 REGISTRY REVIEW WEBINAR SCHEDULE



ESP ULTRASOUND

TABLE OF CONTENTS

Welcome	<u>02</u>
2026 Schedule	<u>03</u>
Steps to Success	<u>04</u>
Courses & Cost	<u>05</u>
Meet the Team	
Ultrasound Physics	<u>07</u>
Abdominal Sonography	<u>08</u>
Adult Echocardiography	<u>09</u>
OB/GYN Sonography	<u>10</u>
Vascular Technology	<u>11</u>
Breast Sonography	<u>12</u>
Pediatric Echocardiography	<u>13</u>
Fetal Echocardiography	<u>14</u>
Pediatric Sonography	<u>15</u>
Musculoskeletal Sonography	<u>16</u>
Educational Products	<u>17</u>
Textbooks	<u>18</u>
CME Information	<u>19</u>
Printable 2026 Calendar	<u>20</u>

WELCOME

As a professional, we know you want to advance and make the most of your sonography career. To do that, you must pass your exams and obtain your credentials, which requires you to really know your stuff!

And you probably have a lot of questions.

What should I study?

What should I expect from the test?

When will I have time to learn all of this?

ESP Ultrasound takes the guesswork out of ultrasound exam prep. Register for a weekend course and see the difference ESP makes. With expert instructors, valuable resources like our workbooks and quiz cards, and hundreds of practice test questions in the X-ZONE, you'll go into test day more confident.



Your fellow sonographer,
Jean M. White-Melendez
RVT, RPhS, FSVU
Program Director

2026 Schedule



CLICK A DATE TO REGISTER

2026 Weekend	SPI \$325	AB \$325	AE \$325	OB \$325	VT \$325	BR \$375	PE \$375	FE \$375	PS \$375	MSK \$450
All course times are listed in Central Time.										
JAN 23-25	8a - 12p	1p - 5p	1p - 5p	1p - 5p	1p - 5p			8a - 12p		
FEB 21-22	8a - 3p	8a - 3p	8a - 3p	8a - 3p	8a - 3p			8a - 3p	8a - 3p	
MAR 20-22	8a - 12p	1p - 5p	1p - 5p	1p - 5p	1p - 5p	1p - 5p	8a - 12p			
APR 11-12	8a - 3p	8a - 3p	8a - 3p	8a - 3p	8a - 3p	8a - 3p				8a - 3p
MAY 15-17	8a - 12p	1p - 5p	1p - 5p	1p - 5p	1p - 5p	1p - 5p	8a - 12p	8a - 12p	8a - 12p	
JUN 20-21	8a - 3p	8a - 3p	8a - 3p	8a - 3p	8a - 3p		8a - 3p			
JUL 11-12	8a - 3p	8a - 3p	8a - 3p	8a - 3p	8a - 3p					
AUG 14-16	8a - 12p	1p - 5p	1p - 5p	1p - 5p	1p - 5p		8a - 12p	8a - 12p	8a - 12p	
SEP 12-13	8a - 3p	8a - 3p	8a - 3p	8a - 3p	8a - 3p	8a - 3p				
OCT 23-25	8a - 12p	1p - 5p	1p - 5p	1p - 5p	1p - 5p	1p - 5p	8a - 12p			8a - 12p
NOV 21-22	8a - 3p	8a - 3p	8a - 3p	8a - 3p	8a - 3p	8a - 3p			8a - 3p	
DEC 12-13	8a - 3p	8a - 3p	8a - 3p	8a - 3p	8a - 3p					

BR = Breast Sonography
 PE = Pediatric Echocardiography
 FE = Fetal Echocardiography
 PS = Pediatric Sonography
 MSK = Musculoskeletal Sonography

 SPI = Ultrasound Physics
 AB = Abdominal Sonography
 AE = Adult Echocardiography
 OB = OB/GYN Sonography
 VT = Vascular Technology

Steps to Success

05. Exam

Take your board exam with confidence, knowing you've prepared effectively. Once you're officially registered, come back for more webinars and CMEs.

04. Practice

Confirm your understanding with 100s of test questions designed to solidify key concepts in our X-ZONE.

03. Study

Make a plan and stick to it to revisit your workbook and supplemental material for an extra boost in retention.

02. Engage

Receive your detailed workbook and join the webinar – ask questions, take notes, and get tips and tricks for exam success!

01. Register

Sign up for a one-weekend live webinar that gets you on track and keeps you accountable.



Add-Ons

Consider adding extra study material like our digital quiz cards, case studies, or textbooks.

REGISTER TODAY



www.esp-inc.com

visit our website to register

Engage | **S**tudy | **P**ractice

Courses & Cost

\$325	\$375	\$450
Ultrasound Physics	Breast Sonography	Musculoskeletal Sonography
OB/GYN Sonography	Pediatric Sonography	
Abdomen Sonography	Fetal Echocardiography	
Vascular Technology	Pediatric Echocardiography	
Adult Echocardiography		

Discounts:

- Register for an AM & PM course on the same seminar weekend and automatically get \$50 off per course.
- Returning customer? Email us for a code to use on your next seminar registration within the same calendar year.
- Academic Alliance membership includes reduced rates for faculty and students. Learn more about Alliance: www.esp-inc.com/alliance/




info@esp-inc.com

Registration Includes:

- One webinar seat
- Webinar workbook
- 6 weeks of X-ZONE
- 12 CME credits*

* Credits awarded by the SDMS for eligible attendees are included in the cost. *AMA PRA Category 1 Credit(s)*TM are available for an additional \$100 per course.



Keep scrolling to learn more about each course or watch a brief sample. Still have questions? [Check out the FAQ.](#)

ULTRASOUND PHYSICS

JAN | FEB | MAR | APR | MAY | JUN | JUL | AUG | SEP | OCT | NOV | DEC

compression

high density
high pressure



rarefaction

low density
low pressure



Our physics course, led by Richie, turns a challenging subject into an enjoyable experience. With his engaging teaching style and a great sense of humor, Richie makes physics approachable and easy to understand. This course provides a solid foundation in ultrasound physics that's essential for any exam—but it's especially ideal for those preparing for the SPI.

REGISTER TODAY



"Very interactive and easy to follow. Richie was extremely helpful and thorough in explaining bigger concepts. Richie also made it fun to learn. Would 100% recommend!"

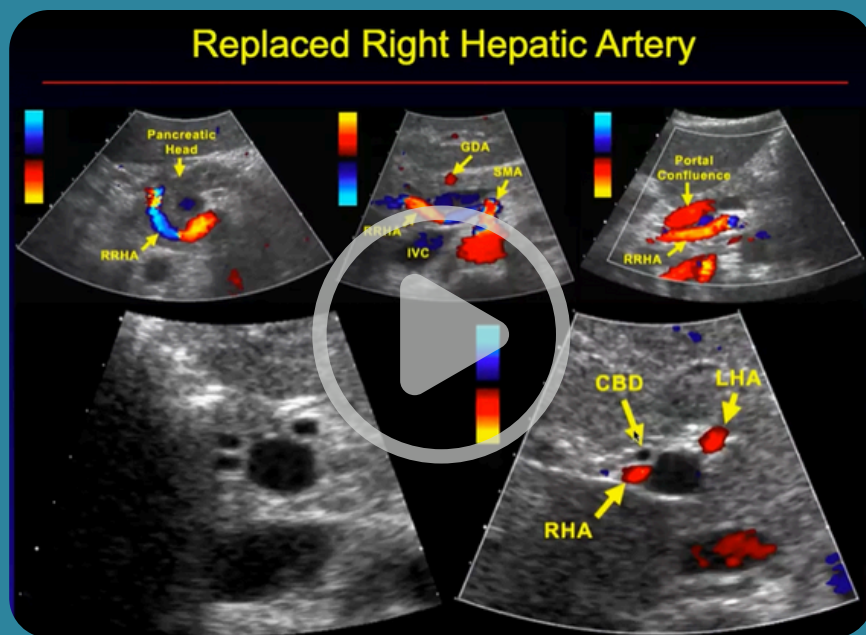
Richard Palma

BS, ACS, RDCS, RCS, RCCS, FSDMS, FASE



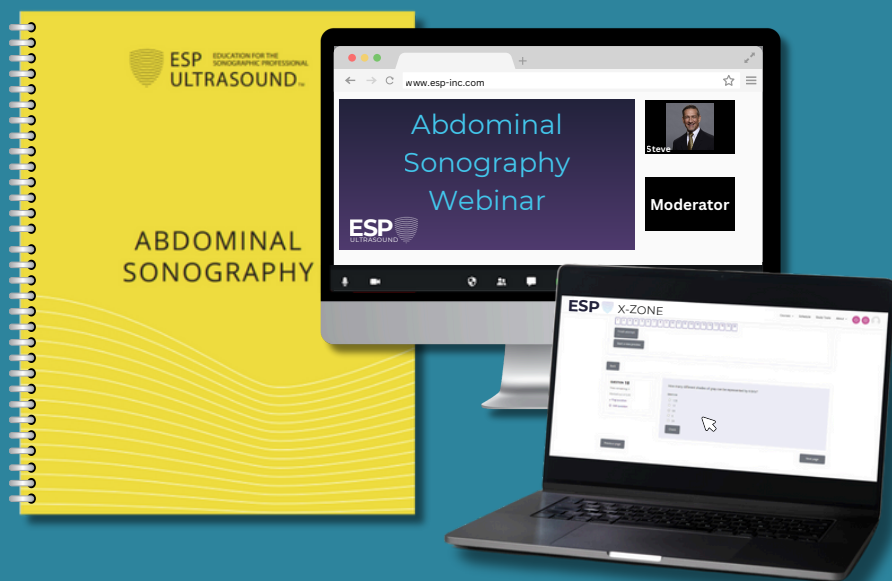
ABDOMINAL SONOGRAPHY

JAN | FEB | MAR | APR | MAY | JUN | JUL | AUG | SEP | OCT | NOV | DEC



Our abdomen course not only provides engaging instruction but also thoroughly prepares students for the ARDMS Abdomen exam and the abdominal portion of the ARRT. Taught by a passionate instructor who shares real-world insights, this course offers a dynamic and memorable learning experience. Pair it with our OB/GYN course for comprehensive preparation and a well-rounded foundation in diagnostic ultrasound.

REGISTER TODAY



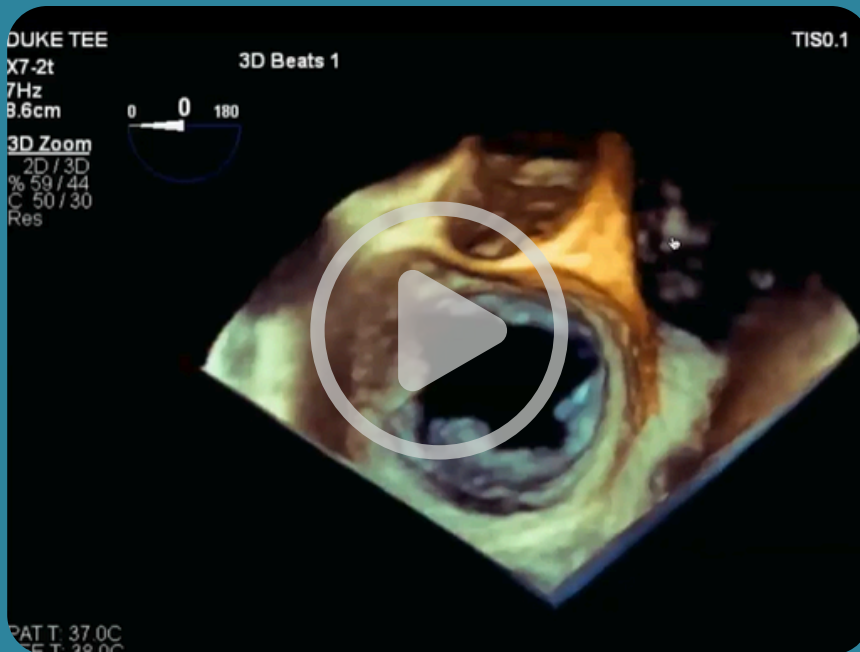
"Steve was very thorough and did a great job explaining each topic without it being overwhelming. Great instructor!!"

Steve Bernhardt
RDMS, RVT, RPhS



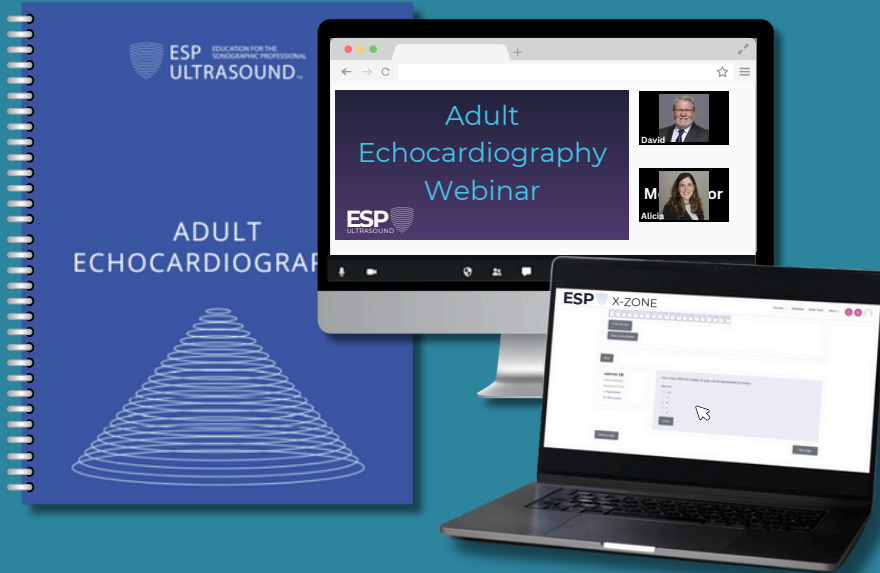
ADULT ECHOCARDIOGRAPHY

JAN | FEB | MAR | APR | MAY | JUN | JUL | AUG | SEP | OCT | NOV | DEC



David & Alicia bring years of experience from Duke University to the classroom. Their engaging teaching style combines interactive quiz questions with invaluable test-day tips, ensuring learners stay motivated and prepared. Perfect for anyone pursuing ARDMS or CCI certifications, this course provides the knowledge and confidence needed to succeed.

REGISTER TODAY



"I have taken David Adams' program in person, so pleased he updates the material as new evaluation techniques are practiced, a truly dedicated teacher."

"Alicia was very knowledgeable. I wish I could work alongside her to learn as much as I can. After being a sonographer for over 20 years, this course definitely inspires me to study!"



David Adams
ACS, RCS, RDCS, FASE

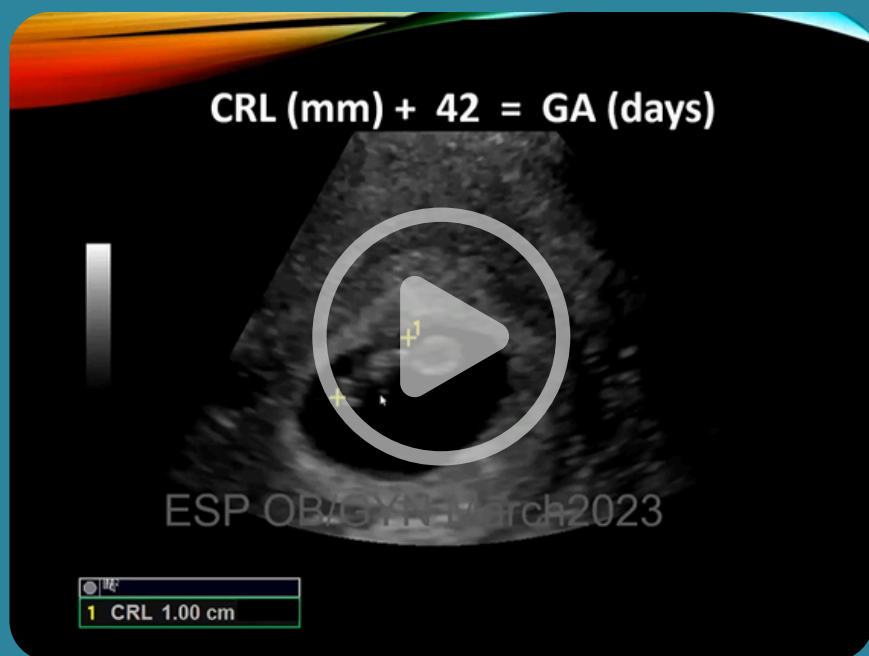


Alicia Armour
MA, ACS, RDCS, FASE

OB/GYN SONOGRAPHY

10

JAN | FEB | MAR | APR | MAY | JUN | JUL | AUG | SEP | OCT | NOV | DEC



They bring a perfect blend of expertise and composure to the learning experience. Known for their calm, approachable demeanor, they provide clear and informative guidance that empowers students to grasp complex concepts with confidence. Whether you're brushing up on fundamentals or diving into advanced topics, our instructors ensure a supportive and enriching learning environment. Pair this course with our Abdomen course if you're prepping for the ARRT sonography exam.

REGISTER TODAY



"Cyndi was absolutely fantastic. She is thorough in her teaching and explaining and genuinely cares for our success."

"The instructor, Michelle, was so kind and informative when addressing questions. She was very knowledgeable and easy to follow along with. I feel great about choosing this seminar for exam prep!"



Cyndi Peterson
MPH, RT, RDMS, RVT

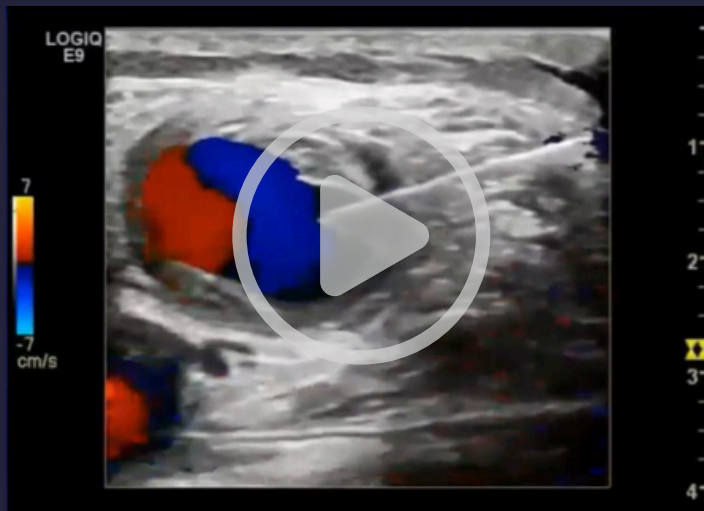


Michelle Patterson
BS, RDMS, RDCS

VASCULAR TECHNOLOGY

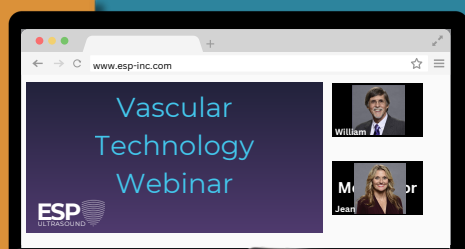

JAN | FEB | MAR | APR | MAY | JUN | JUL | AUG | SEP | OCT | NOV | DEC

Ultrasound-Guided Thrombin Injection



Bill and Jeannie have worked together for years in a successful vascular lab and recently co-authored *The Art of Vascular Ultrasound*. Their lecture is the best for anyone looking to get their RVT or RVS credentials. Their real-world experience translates into not just what you need to know for the test but also what you need to be a fantastic vascular sonographer.

REGISTER TODAY




"It was an excellent webinar. Bill's presentation was exceptional. His use of real-life examples and the depth of his expertise made it highly engaging."

"Jeannie is an astonishingly smart vascular sonographer. She explained every single topic in a way that someone like me, who is new to vascular scanning, can understand."



Jean White-Melendez
RVT, RPhS, FSVU

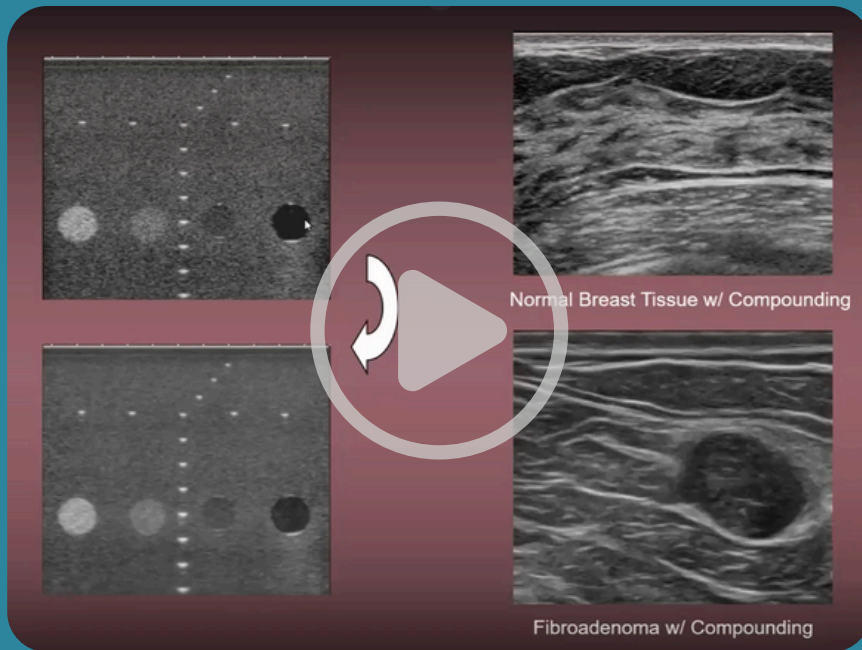
William Schroedter
BS, RVT, RPhS, FSVU



BREAST SONOGRAPHY

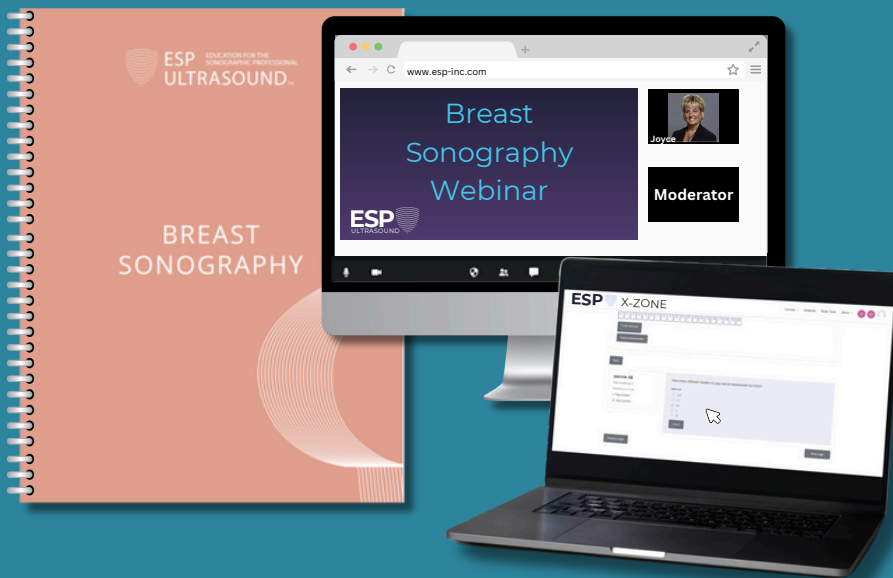
12

MAR | APR | MAY | SEP | OCT | NOV



Joyce, whose name says it all, is truly a joy to learn from. Her approachable teaching style and expert knowledge make complex topics easy to understand. This course is an excellent resource for those preparing for the ARDMS Breast exam or the ARRT Breast exam.

REGISTER TODAY



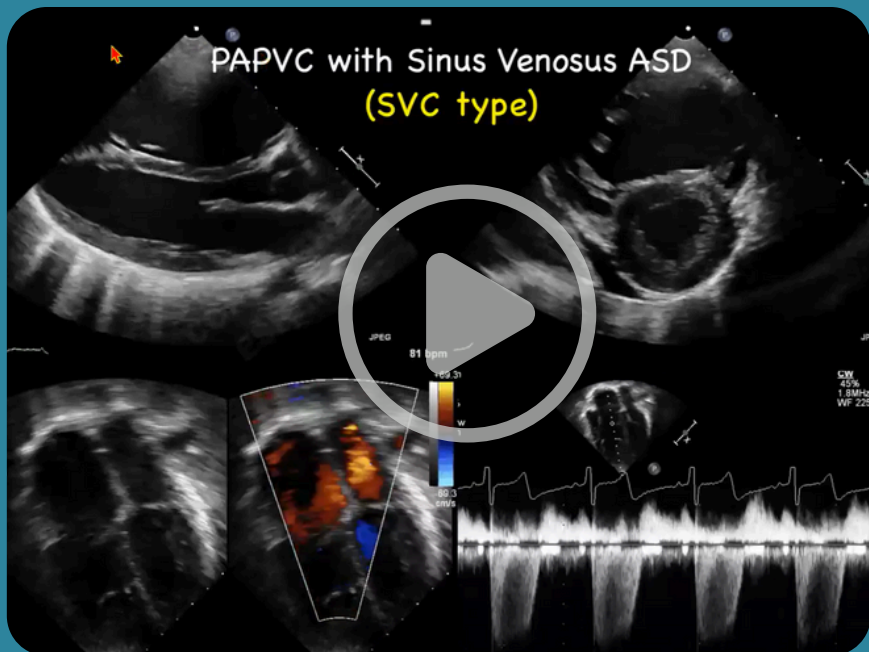
"Amazing course! Joyce presented the information beautifully and was very motivational to stay up on breast sonography. I wish I could listen to her talk about breast ultrasound all the time. Thank you so much, Joyce."

Joyce Grube
MS, RDMS



PEDIATRIC ECHOCARDIOGRAPHY

MAR | MAY | JUN | AUG | OCT



Chris leads a dynamic weekend webinar designed to engage and inspire. Packed with clips, case studies, and custom illustrations crafted by Chris himself, this course offers a hands-on, visual approach to learning. Perfectly tailored for those preparing for the ARDMS or CCI exams, it provides the tools and confidence needed to excel.

REGISTER TODAY



"This was an excellent course. Chris did a wonderful job! He's extremely knowledgeable and made the material easy to understand. I feel much more confident about taking my test now."



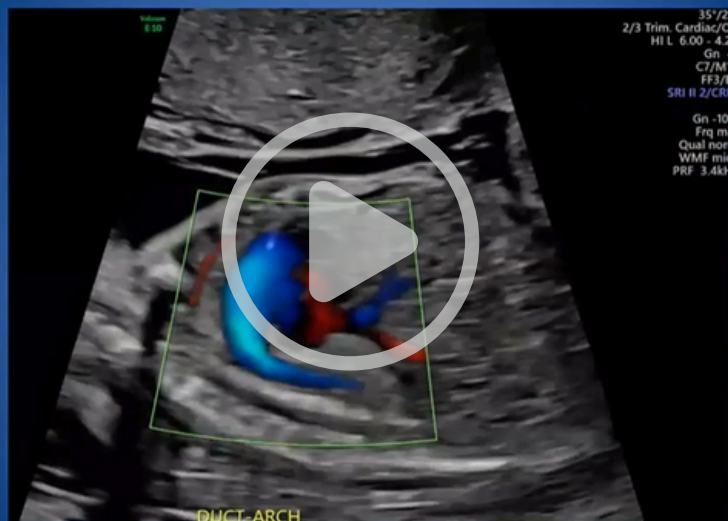
Christopher Marcella
RDMS, FASE

FETAL ECHOCARDIOGRAPHY

14

JAN | FEB | MAY | AUG

Ductal Arch



Julia brings unparalleled expertise to the classroom and as the editor of the widely respected Fetal Echocardiography textbook, Julia's commitment to excellence in education is evident. This course is an invaluable resource for anyone preparing for the fetal echocardiography ARDMS exam.

REGISTER TODAY



"After completing the course, I felt very comfortable with the material. Julia really makes sure you understand everything she covers."

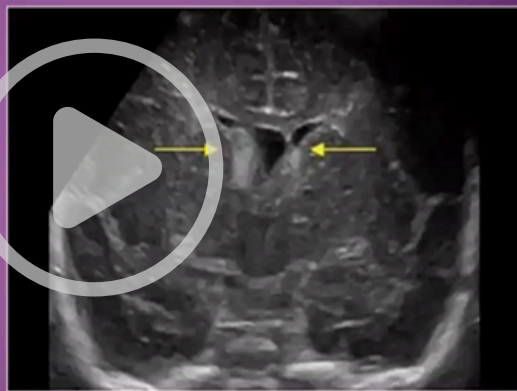
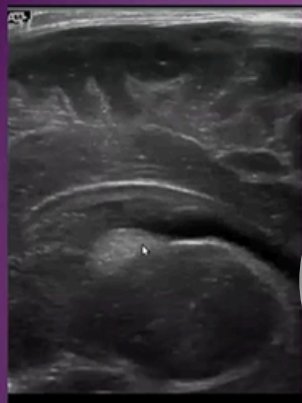
Julia Drose

BA, RDMS, RDCS, RVT, FAIUM, FSDMS



PEDIATRIC SONOGRAPHY

FEB | MAY | AUG | NOV



Our pediatric sonography course is taught by Molly, a new addition to the ESP faculty but a seasoned educator. Using Lisa's expertly crafted workbook, this course ensures comprehensive preparation for the ARDMS Pediatric Sonography (PS) exam. Molly's teaching experience, paired with Lisa's proven material, creates a supportive and effective learning environment for all students.

REGISTER TODAY



"Molly is amazing. She explained and made it easier to understand & remember the harder subjects. Thank you, Molly!!!"

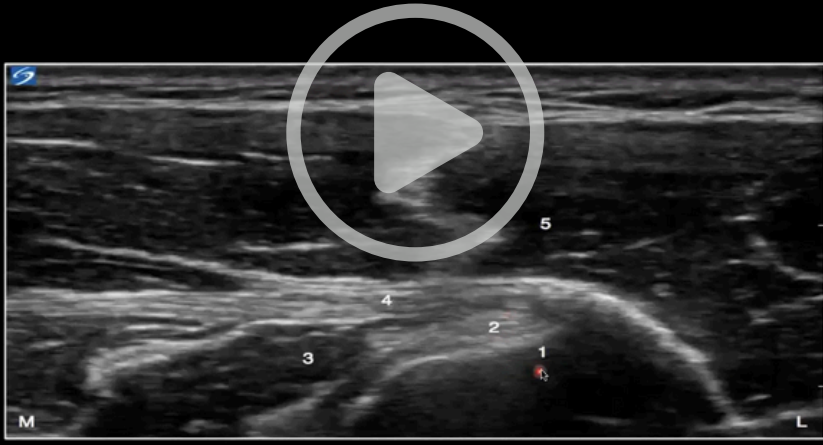
Molly Battin
MPH, RDMS, RVT



MUSCULOSKELETAL SONOGRAPHY

APR | OCT

LHBT at PM insertion



If you're looking to enhance your skills in musculoskeletal ultrasound, there's no better guide than Dr. Brian Tollefson. With extensive expertise in both emergency and sports medicine, Dr. Tollefson brings years of experience and exceptional knowledge to his teaching. His practical, concise approach to teaching makes advanced musculoskeletal ultrasound accessible and motivating.

REGISTER TODAY

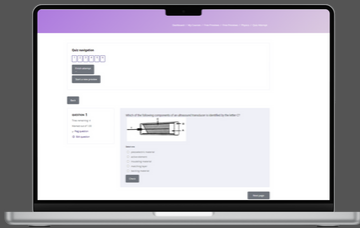


"Excellent instructor... Brian spoke well and in a way that made the material easier to understand. His first-hand experience made everything more relevant and interesting."

Brian Tollefson
MD, FACEP, RMSK, RDMS,
CAQ Sports Medicine



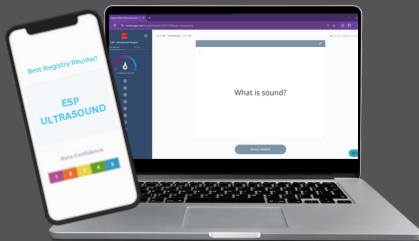
Educational Products



X-ZONE

\$39 - \$109

Your place for 100s of practice test questions. Seminar students get 6 weeks of X-ZONE access with their webinar. Access can also be purchased for 2 hours (\$39), 5 days (\$79), or 15 days (\$109).



DIGITAL QUIZ CARDS

\$59

Click and flip your way through quiz cards. \$59 for 90 days of access. Click or scan the QR code to learn more.



DIGITAL CASE STUDIES

\$89 - \$159

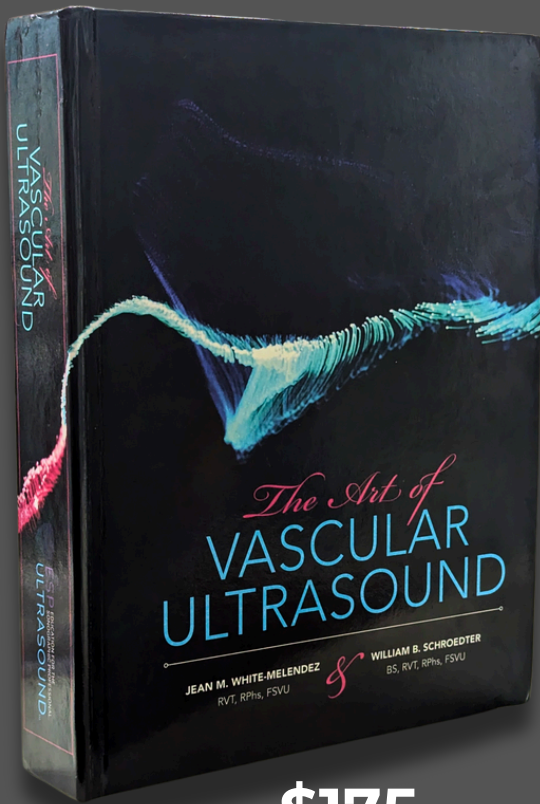
Over 75 narrated Adult Echo cases from normal anatomy to rare pathology. Only \$89 when purchased with the Adult Echo seminar.



ON-DEMAND CMEs

\$20 - \$120

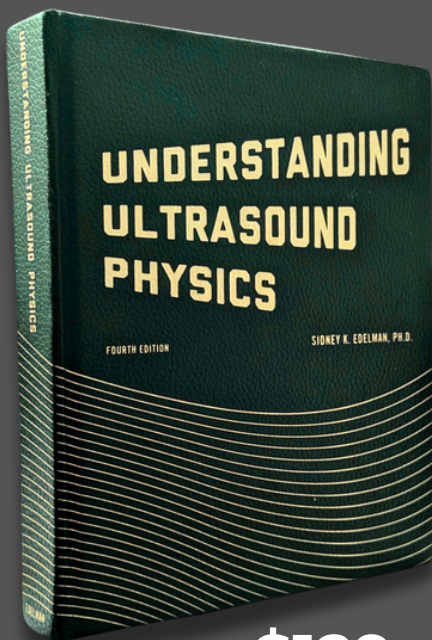
A variety of CME packages if you need CMEs today. Price varies based on the total credit.



\$175

The Art of Vascular Ultrasound

Get ready for the future of vascular ultrasound education with the release of a groundbreaking book - The Art of Vascular Ultrasound. Written by industry experts Jean M. White- Melendez and William B. Schroedter, this book will take you on an unparalleled journey through the world of vascular technology. This book combines theory and practice, research, and real-world applications, offering exceptional insights into vascular sonography. Available now, this masterpiece is an absolute must-have for anyone involved in vascular ultrasound education, whether in the classroom, lab, or ultrasound department .



\$129

Understanding Ultrasound Physics, 4th Ed.

Master ultrasound physics with the timeless wisdom of Understanding Ultrasound Physics textbook by Dr. Sidney K. Edelman. This book simplifies complex concepts with clear language and illustrations, providing you with a strong foundation in ultrasound physics.

CONTINUING MEDICAL EDUCATION CREDITS

Each ESP Ultrasound course awards 12 SDMS CME credits. To receive CME credits, you must attend the webinar in its entirety. No partial credit will be awarded. These hours are accepted by ARDMS, CCI, and the ARRT as Category A credit. If you attend both morning and afternoon courses, you can earn up to 24 hours of credit. Please note that most certification organizations do not apply credit for repeated SDMS CME activities during the same certification period.



PennState
College of Medicine

AMA PRA CATEGORY 1 CREDIT(S)TM

This activity has been planned and implemented in accordance with the accreditation requirements and policies of the Accreditation Council for Continuing Medical Education (ACCME) through the joint providership of Penn State College of Medicine and ESP Ultrasound, Penn State College of Medicine is accredited by the ACCME to provide continuing medical education for physicians.

Penn State College of Medicine designates these live activities for *AMA PRA Category 1 Credit(s)TM*. Physicians should claim only the credit commensurate with:

Physics and Specialty Weekend – approved for a maximum of 24 *AMA PRA Category 1 Credit(s)TM*.

It is our policy to ensure balance, independence, objectivity, and scientific rigor in all our educational activities. Everyone in control of the content has disclosed any financial relationships with ineligible companies and Penn State has a process in place to mitigate any relevant financial relationships. Complete disclosure information will be provided to learners at the beginning of the activity.

The information presented at this CME program represents the views and opinions of the individual presenters, and does not constitute the opinion or endorsement of, or promotion by, Penn State College of Medicine. Each participant must use his/her personal and professional judgment when considering further application of this information, particularly as it may relate to patient diagnostic or treatment decisions including, without limitation, FDA approved uses and any off label uses.

JANUARY							FEBRUARY							MARCH						
S	M	T	W	T	F	S	S	M	T	W	T	F	S	S	M	T	W	T	F	S
				1	2	3	1	2	3	4	5	6	7	1	2	3	4	5	6	7
4	5	6	7	8	9	10	8	9	10	11	12	13	14	8	9	10	11	12	13	14
11	12	13	14	15	16	17	15	16	17	18	19	20	21	15	16	17	18	19	20	21
18	19	20	21	22	23	24	22	23	24	25	26	27	28	22	23	24	25	26	27	28
25	26	27	28	29	30	31								29	30	31				
APRIL							MAY							JUNE						
S	M	T	W	T	F	S	S	M	T	W	T	F	S	S	M	T	W	T	F	S
		31	1	2	3	4						1	2		1	2	3	4	5	6
5	6	7	8	9	10	11	3	4	5	6	7	8	9	7	8	9	10	11	12	13
12	13	14	15	16	17	18	10	11	12	13	14	15	16	14	15	16	17	18	19	20
19	20	21	22	23	24	25	17	18	19	20	21	22	23	21	22	23	24	25	26	27
26	27	28	29	30			24 31	25	26	27	28	29	30	28	29	30				
JULY							AUGUST							SEPTEMBER						
S	M	T	W	T	F	S	S	M	T	W	T	F	S	S	M	T	W	T	F	S
		30	1	2	3	4							1			1	2	3	4	5
5	6	7	8	9	10	11	2	3	4	5	6	7	8	6	7	8	9	10	11	12
12	13	14	15	16	17	18	9	10	11	12	13	14	15	13	14	15	16	17	18	19
19	20	21	22	23	24	25	16	17	18	19	20	21	22	20	21	22	23	24	25	26
26	27	28	29	30	31		23 30	24 31	25	26	27	28	29	27	28	29	30			
OCTOBER							NOVEMBER							DECEMBER						
S	M	T	W	T	F	S	S	M	T	W	T	F	S	S	M	T	W	T	F	S
				1	2	3	1	2	3	4	5	6	7			1	2	3	4	5
4	5	6	7	8	9	10	8	9	10	11	12	13	14	6	7	8	9	10	11	12
11	12	13	14	15	16	17	15	16	17	18	19	20	21	13	14	15	16	17	18	19
18	19	20	21	22	23	24	22	23	24	25	26	27	28	20	21	22	23	24	25	26
25	26	27	28	29	30	31	29	30						27	28	29	30	31		

○ = registration deadline

■ = webinar dates

